

2025

# Baltimore City Home Sales

TOTAL SALES **\$1.88B** YoY **↑ 1%**  
3 YEAR AVG **↓ -8%**

NUMBER OF SALES

**7,155**

**↓ -3%**  
YoY

**↓ -13%**  
3 YEAR AVG

MEDIAN SALE PRICE

**\$235,000**

**↑ 7%**  
YoY

**↑ 9%**  
3 YEAR AVG

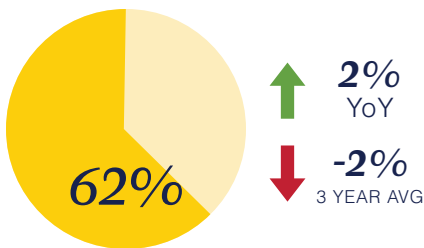
AVERAGE DAYS ON MARKET

**44**

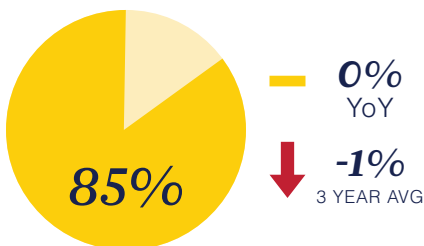
**↑ 16%**  
YoY

**↑ 29%**  
3 YEAR AVG

FINANCED SALES



STANDARD SALES\*



TOP 10 NEIGHBORHOODS BY NUMBER OF SALES

1. Canton
2. Belair-Edison
3. Riverside
4. Hampden
5. Frankford
6. Washington Village/Pigtown
7. Patterson Park Neighborhood
8. Brooklyn
9. Broadway East
10. Upper Fells Point

TOP 10 NEIGHBORHOODS BY AVERAGE PRICE

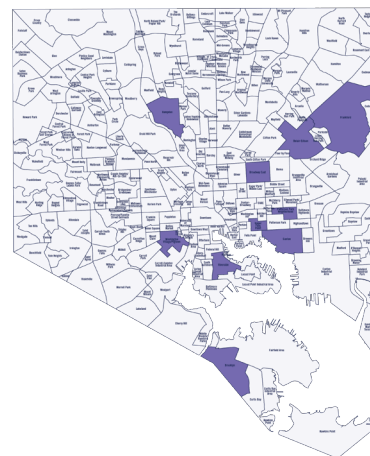
1. Guilford
2. Harbor East
3. Wyndhurst
4. Homeland
5. North Roland Park/Poplar Hill
6. The Orchards
7. Bellona-Gittings
8. Roland Park
9. Baltimore Peninsula
10. Cedarcroft

\*Standard sales exclude the following MLS "sale type" categories: Auction, Bankruptcy Property, In Foreclosure, Notice of Default, HUD Owned, Probate Listing, REO (Real Estate Owned), Short Sale, Third Party Approval, Undisclosed.

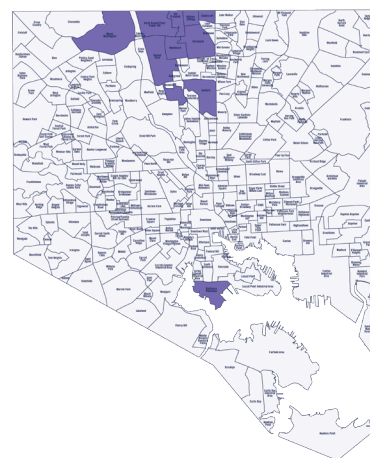
# 2025

## Baltimore City's "Hottest" Neighborhoods

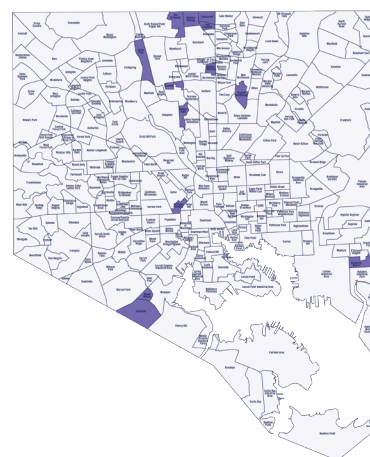
TOP 10: HIGHEST VOLUME	Rank	Neighborhood (units available <sup>1</sup> )	Number of Sales
	1	Canton (7,225)	368
	2	Belair-Edison (6,417)	175
	3	Riverside (3,787)	152
	4	Hampden (4,318)	143
	5	Frankford (7,848)	120
	6	Washington Village/Pigtown (2,744)	116
	7	Patterson Park Neighborhood (2,638)	114
	8	Brooklyn (4,017)	105
	9	Broadway East (1,962)	95
	10	Upper Fells Point (2,193)	93



TOP 10: MEDIAN PRICE	Rank	Neighborhood <sup>2</sup> (number of sales)	Number of Sales
	1	Guilford (34 sales)	\$895,000
	2	Wyndhurst (8 sales)	\$737,950
	3	The Orchards (7 sales)	\$725,000
	4	North Roland Park/Poplar Hill (12 sales)	\$696,000
	5	Bellona-Gittings (7 sales)	\$675,000
	6	Homeland (41 sales)	\$659,000
	7	Baltimore Peninsula (46 sales)	\$618,478
	8	Cedarcroft (10 sales)	\$617,500
	9	Roland Park (52 sales)	\$587,000
	10	Mount Washington (43 sales)	\$511,000



FASTEST SELLING: UNDER 20 DAYS	Rank	Neighborhood <sup>2</sup> (number of sales)	Average DOM
	1	Bellona-Gittings (7 sales)	6
	2	The Orchards (7 sales)	11
	3 (tied)	Lakeland (35 sales)	12
	3 (tied)	Original Northwood (11 sales)	12
	4 (tied)	Cedarcroft (10 sales)	13
	4 (tied)	Wyman Park (15 sales)	13
	5	Lake Evesham (9 sales)	15
	6 (tied)	Keswick (18 sales)	17
	6 (tied)	Heritage Crossing (8 sales)	17
	7 (tied)	Cross Keys (29 sales)	19
7 (tied)	Broening Manor (15 sales)	19	
8 (tied)	Radnor-Winston (9 sales)	20	
8 (tied)	Mount Winans (6 sales)	20	



<sup>1</sup>Census units <sup>2</sup>Neighborhoods with more than 5 sales